















[www.quietcoofan.com](http://www.quietcoofan.com)








\*ES Models Use New Brushless DC Motor

PRODUCT SPECIFICATIONS

Effective 5-11-2011

[www.atrendyhome.com](http://www.atrendyhome.com)

QUIETCOOL FANS	PRODUCT DESCRIPTION	PART NUMBER	MOTOR VOLTAGE	MOTOR AMPS	MOTOR WATTS	MOTOR SPEED	AIR CFM	DUCT DIA.	DUCT LGTH.	HEAD DIA.	HEAD LGTH.	SOUND LEVEL	INS. R VALUE	ROUGH OPENING	GRILL DIM.	CASE WEIGHT	CFM/ WATT
	QuietCool Fan	QC HV-1000	120	Low	Low	1560	Low	N/A	N/A	N/A	N/A	52 dBA	6.8	13.25 X 22.25	15 X 24	20	14.2
	1104 CFM FAN			0.33	39		552										
	QuietCool Fan "The Classic"	QC 1200	120	1.10	132	1050	1213	14"	6'	14.5	19	46 DbA	4.2	14.25 x 14.25	16 x 16	35	9.2
	1213 CFM FAN																
	QuietCool Fan "The Classic"	QC 1500 H	120	1.30	156	1050	1527	14"	6'	14.5	19	46 DbA	4.2	14.25 x 14.25	16 x 16	35	9.8
	1527 CFM FAN																
	QuietCool Fan "The Classic"	QC 2250 B	120	2.10	252	1050	2285	16"	6'	16.5	19	51 DbA	4.2	14.25 x 18.25	16 x 20	38	9.1
	2285 CFM FAN																
	QuietCool Giant Fan "Quiet Giant"	QC 3200 A	120	Low	Low	1560	Low	14"	6'	14.5	19	48 dBA	4.2	14.25 x 30.25	16 x 32	68	10.4
	3248 CFM FAN			1.3	156		1624										
	QuietCool Giant Fan "Quiet Giant"	QC 4500 B	120	Low	Low	1560	Low	16"	6'	16.5	19	53 dBA	4.2	14.25 x 36.25	16 x 38	75	9
	4534 CFM FAN			2.1	252		2267										
	QuietCool Fan "Energy Star"	QC ES-1250	120	0.3	36	1100	1265	16"	6'	16.5	19	44 DbA	4.2	14.25 x 18.25	16 x 20	36	35.1
	1265 CFM FAN																
	QuietCool Fan "Energy Star"	QC ES-1700	120	0.64	76.8	1100	1765	16"	6'	16.5	19	45 DbA	4.2	14.25 x 18.25	16 x 20	36	23.0
	1765 CFM FAN																
	QuietCool Fan "Energy Star"	QC ES-2000	120	0.74	88.8	1215	2035	16"	6'	16.5	19	46 DbA	4.2	14.25 x 18.25	16 x 20	36	22.9
	2035 CFM FAN																
	QuietCool Fan "Energy Star"	QC ES-2850	120	1.48	177.6	1563	2850	16"	6'	16.5	19	48 DbA	4.2	14.25 x 18.25	16 x 20	36	16.0
	2850 CFM FAN																
	QuietCool Fan - Attic/Gable "Energy Star"	AFG ES-1500	120	0.25	30	1100	1560	N/A	N/A	N/A	10	51 DbA	N/A	N/A	N/A	18	52.0
	1560 CFM FAN																
	QuietCool Fan - Garage-Attic Fan "Energy Star"	GA ES-1500	120	0.39	46.8	1100	1452	N/A	N/A	N/A	26	51 DbA	N/A	14.25 X 14.25	16 X 16	20	31.0
	1452 CFM FAN																
	<i>Does not include thermostat</i>																

	<b>QuietCool Fan - Garage-Attic Fan 1190 CFM FAN</b> <i>For garage to attic ventilation Includes thermostat &amp; Fire Damper</i>	GA 1000	120	1.10	132	1050	1190	N/A	N/A	N/A	26	51 Dba	N/A	14.25 X 14.25	16 X 16	20	9.0
	<b>QuietCool Fan - Garage-Attic Fan 1475 CFM FAN</b> <i>For garage to attic ventilation Includes thermostat &amp; Fire Damper</i>	GA 1500	120	1.25	150	1050	1475	N/A	N/A	N/A	26	53 Dba	N/A	14.25 X 14.25	16 X 16	20	9.8
	<b>QuietCool Fan - Garage Wall Fan 835 CFM FAN</b> <i>For garage to exterior ventilation Includes thermostat</i>	GX 800	120	1.15	138	1050	835	N/A	N/A	18x18	8	52 Dba	N/A	14.25 X 14.25	16 X 16	29	6.1
	<b>QuietCool Fan - Garage Wall Fan 1224 CFM FAN</b> <i>For garage to exterior ventilation Includes thermostat</i>	GX 1200	120	1.75	210	1050	1224	N/A	N/A	18x18	8	55 Dba	N/A	14.25 X 14.25	16 X 16	29	5.8
	<b>QuietCool Fan - Roof Mount 1479 CFM FAN - FLAT ROOF w/ Curb</b> <i>Includes 2" x 6" curb for flat roofs</i>	RM 1500CRB	120	1.80	216	1050	1479	14"	N/A	14.5	N/A	46 Dba	N/A	14.25 X 14.25	16 X 16	30	6.8
	<b>QuietCool Fan - Roof Mount 1479 CFM FAN - FLAT ROOF</b> <i>For flat roofs without curb</i>	RM 1500FLT	120	1.80	216	1050	1479	14"	N/A	14.5	N/A	46 Dba	N/A	14.25 X 14.25	16 X 16	26	6.8
	<b>QuietCool Fan - Roof Mount 1479 CFM FAN - SLOPED ROOF</b> <i>For sloped roofs 2/12 to 5/12 pitch</i>	RM 1500SLP	120	1.80	216	1050	1479	14"	N/A	14.5	N/A	46 Dba	N/A	14.25 X 14.25	16 X 16	26	6.8

rev. 5.11.2011